

108  
**HEX7**

# BSM450M10-54HNH 425-450W

**HALF CELL TOPCON  
BIFACIAL**

## BLUESUN SOLAR CO.,LTD

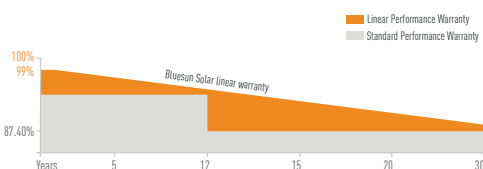
Bluesun, founded in 2004, as a superior photovoltaic manufacturer, is devoted to the R&D and the production of crystalline silicon solar cells and modules for 17 years. The company has its sales areas spread all over more than 100 countries and regions in the world, and the cumulative historical shipments exceeded 12 GW.

## PERFORMANCE WARRANTY

**12** Enhanced Product Warranty on Materials and Workmanship.

**30** Linear Power Performance Warranty\*

**0.4** Annual Degradation Over 30 years no more than 0.4%



\*According to the applicable Bluesun Solar Limited Warranty Statement.

## MANAGEMENT SYSTEM CERTIFICATES

ISO 9001:2015 / Quality management system

ISO 14001:2015 / Standards for environmental

ISO 45001: 2018 / International standards for occupational health & safety

## PRODUCT CERTIFICATES

IEC 61215 / IEC 61730 / CE



## THE IDEAL SOLUTION FOR:

 Rooftop arrays on residential buildings

 Ground-mounted solar power plants



High module conversion efficiency

MBB Half Cell Technology, Module efficiency up to 23.04%



Withstanding harsh environment

Reliable quality leads to a better sustainability even in harsh environment like desert, farm and coastline



PID Resistance

Excellent Anti-PID performance guarantee via optimized mass-production process and materials control



Excellent weak light performance

More power output in weak light condition, such as cloudy, morning and sunset



Extended wind and snow load tests

Module certified to withstand extreme wind (2400 Pa) and snow loads (5400 Pa)

## SPECIFICATIONS

Module Type	BSM425M10-54HNH		BSM430M10-54HNH		BSM435M10-54HNH		BSM440M10-54HNH		BSM445M10-54HNH		BSM450M10-54HNH	
	STC	NMOT	STC	NMOT	STC	NMOT	STC	NMOT	STC	NMOT	STC	NMOT
Maximum Power (P <sub>max</sub> /W)	425	320	430	324	435	328	440	332	445	336	450	340
Operating Voltage (V <sub>mp</sub> /V)	31.69	29.5	31.87	29.66	32.06	29.82	32.25	29.98	32.44	30.14	32.63	30.30
Operating Current (I <sub>mp</sub> /A)	13.42	10.85	13.50	10.92	13.58	11.00	13.66	11.08	13.74	11.16	13.82	11.24
Open-Circuit Voltage (V <sub>oc</sub> /V)	38.29	36.40	38.48	36.56	38.67	36.72	38.86	36.88	39.05	37.04	39.24	37.20
Short-Circuit Current (I <sub>sc</sub> /A)	14.16	11.43	14.24	11.49	14.32	11.55	14.40	11.61	14.48	11.67	14.56	11.73
Module Efficiency η <sub>m</sub> (%)	21.76		22.02		22.28		22.53		22.79		23.04	

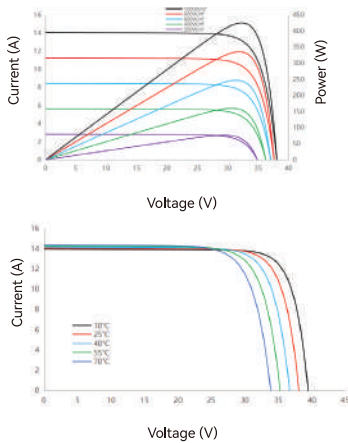
STC: Irradiance 1000W/m<sup>2</sup>, Cell Temperature 25°C, Air Mass AM1.5

NMOT: Irradiance at 800W/m<sup>2</sup>, Ambient Temperature 20°C, Air Mass AM1.5, Wind Speed 1m/s

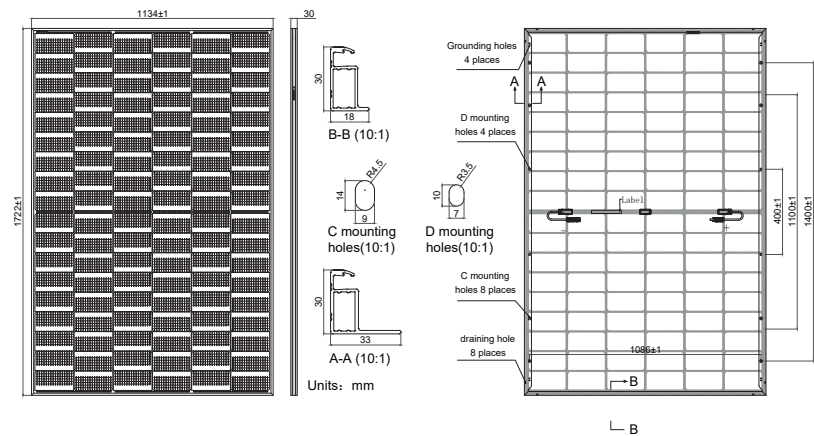
## Electrical characteristics with different rear side power gain (refer to 425W front)

Power Gain	5%	10%	15%	20%	25%
Maximum Power (P <sub>max</sub> /W)	446	468	489	510	531
Open-Circuit Voltage (V <sub>oc</sub> /V)	38.29	38.29	38.29	38.39	38.39
Operating Voltage (V <sub>mp</sub> /V)	32.12	32.12	32.12	32.13	32.13
Short-Circuit Current (I <sub>sc</sub> /A)	14.59	15.15	15.69	16.25	16.81
Operating Current (I <sub>mp</sub> /A)	13.89	14.58	15.23	15.88	16.53

## I-V CURVE



## ENGINEERING DRAWINGS



## MECHANICAL SPECIFICATION

Cell Type	N-type Topcon
Cell Arrangement	108 (6*18)
Weight	22.0kg
Module Dimensions	1722*1134*30mm
Cable Length	+400mm, -200mm or ± 1200mm, length can be customized
Cable Cross Section Size	TUV: 4mm <sup>2</sup> (0.006inches <sup>2</sup> )/UL: 12AWG
Front Glass	2.0mm high transmittance, AR coated tempered Glass
Rear Glass	2.0mm high transmittance, coated tempered Glass
No. of Bypass Diodes	3
Packing Configuration	36pcs/carton, 936pcs/40hq
Frame	Anodized Aluminium Alloy
Junction Box	IP68

## OPERATING CONDITIONS

Maximum System Voltage	1500V DC(IEC)
Operating Temperature	-40°C~ +85°C
Maximum Series Fuse	30A
Static Loading	Snow Loading: 5400Pa/ Wind Loading: 2400Pa
Conductivity at Ground	≤0.1Ω
Safety Class	II
Resistance	≥100MΩ
Connector	T01/LJQ-3-CSY/MC4/MC4-EVO2
Backside Output Ratio*	80%±5%
*Under STC: Backside Output Ratio = P <sub>max</sub> (rear) / P <sub>max</sub> (front)	

## TEMPERATURE COEFFICIENT

Temperature Coefficient P <sub>max</sub>	-0.30%/°C
Temperature Coefficient V <sub>oc</sub>	-0.25%/°C
Temperature Coefficient I <sub>sc</sub>	+0.046%/°C
NMOT	45±2°C

\*Data contained in these specifications is subject to change without notice. Bluesun Solar reserves the right to final interpretation of content.